

Graduating Student Course Selection Process



SCHOOLS PROGRAMS **STUDENTS** PARENTS STAFF BOARD ABOUT US

1. [SCDSB Public Website](http://www.scdsb.on.ca/students)
www.scdsb.on.ca/students

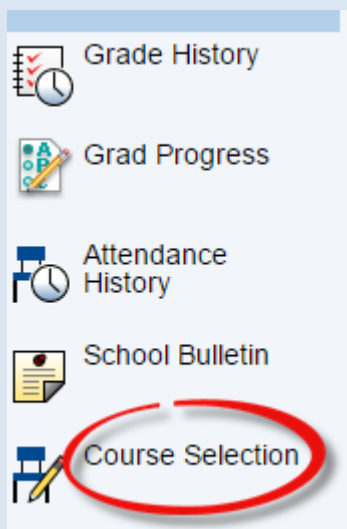
2. Student Portal

3. Option Sheets

4. PowerSchool Student Sign in
Username= school login (abcd1230)
Password= Birthdate (YYYYMMDD)
(Pswds were reset, personalize pswd after login)


NOTE: 5 incorrect attempts to login will lock a student's account. Students must go to the school's main office to have their account unlocked

5. Left Navigation MENU



Read the **WELCOME** message from your school

- Open your school's course calendar link for reference
- Open the myBlueprint link to refer to your IPP
- **Note the *Course Selection Close Date***. Students will not be able to make selections after this date without contacting the Guidance Dept. at your school
- Graduating students will enter a course code of **ADMIN1** to indicate they are not returning

1. Start with the course group NOT RETURNING. Click  to open the list of courses. Choose ADMIN1 course to indicate you are not returning. Click **Okay**

2. Submit **Submit** your choices in order to save. Return any time before course selections close to update your selections

NEW

3. Complete the Grade 12 Exit Survey

Your school and the Simcoe County District School Board would like your feedback about the pathways, programs, and services that best met your needs as you developed your plans for the future. This survey is anonymous – your teachers will not know how you responded to the questions.

Student Portal


SCDSB LINKS


Select Exit Survey

Complete the survey

Log Out of Student Portal

SCDSB Links

 SCDSB Website

 Exit Survey

Planning for Change & Successful Futures